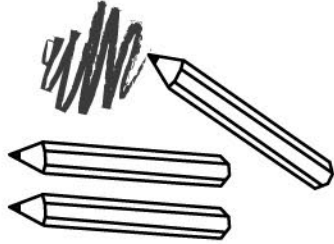



♥ Une coccinelle pour la Saint-Valentin ♥


① colorie



② découpe




③ poinçonne




④ place l'un sur l'autre


D'abord, la tête. Ensuite, le corps.
Puis, les ailes.




⑤ attache

avec une attache parisienne






ailes




Joyeuse
Saint-Valentin!

corps




tête

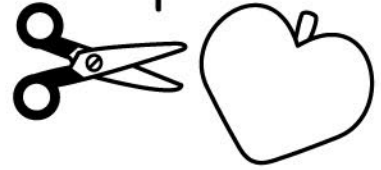
① écris



② colorie
le verso



③ découpe



④ colle

